



User Manual

Code: DS-2SE4C225MWG-E/26(F0)

IP SPEED DOME CAMERA OUTDOOR **DS-2SE4C225MWG-E/26(F0)** TandemVu ColorVu - 1080p
4.8 ... 120 mm Hikvision

Warning!

Please read the user manual included in this work as it contains important information related with safety of installation and use of the device.

Only persons who read the user manual may use the device.

The user manual must be kept because it may be required in the future. The device is to be used exclusively for purposes specified in this user manual.

The device must be unpacked prior to starting-up. After removing the packaging make sure the device is in working order.

If the product has defects, it should not be used until it is repaired.

The product is intended for use at home and commercial use and may not be used for other than intended use.

The manufacturer is not liable for damages resulting from not adhering to the rules contained in the user manual, therefore, we recommend to follow the aforementioned safety rules for operation and maintenance of the device. In this way you will ensure yourself safety and avoid causing damage to the device.

The manufacturer and the supplier are not liable for losses or damages arising out of the product, including financial or intangible losses, loss of profits, income, data, pleasure from use of the product or other products related with it - indirect, incidental or consequential loss or damage. The above provisions apply whether the loss or damage concerns:

1. Deterioration of quality or the lack of operation of the products or products related with it due to damage as well as the lack of access to the product when it is undergoing repair, which results in stoppage the loss of user's time or a break in business activity;
2. Improper results of operation of the product or products related with it;
3. It applies to losses and damages according to any legal category, including negligence and other losses, termination of a contract, expressed or implied guarantee and strict liability (even if the manufacturer or the supplier was notified about the possibility of occurrence of such damages).

Safety measures:

Particular attention at designing was directed to quality standards of the device where ensuring safety of operation is the most important factor.

The device must be secured against contact with caustic, staining and viscous fluids.

The device was designed in such a way that it restarts operation when power supply is restored after a break.

Attention! We recommend using protections to further protect the device from possible overvoltages in installations. Surge protectors are effective protection against accidental pass to the device voltages higher than the rated. Damages caused by pass the voltages higher than specified in manual, are not under warranty.

Turn off the device before transporting it.

Prior to connecting the device to a power source check whether the supplied voltage is consistent with rated voltage specified in the user manual.

Proper product disposal:

A marking of a crossed out waste bin indicates that the product may not be disposed together with other household waste in the entire EU. To avoid possible damage to the natural environment of health due to uncontrolled waste disposal, therefore, it should be handed over for recycling, propagating in this way sustainable use of natural resources.

To return a worn-out product, use a collection and disposal system of this type of equipment or contact a seller from whom it was purchased. He will then be recycled in an environmentally-friendly way.

The Speed Dome IP camera, in addition to the traditional PTZ camera module, also has a panoramic camera module mounted in the same housing. The series of these cameras can be used to monitor large spaces in high definition, such as rivers, roads, railways, airports, squares, parks, meeting places, etc.

Built-in IR illuminator allows to operate at night conditions, and vari-focal lens with wide range of view angle adjustment enables optimal set the view field of camera to all conditions. The range of IR illumination according to the manufacturer data, depends on outer conditions (visibility - air transparency, environment, wall colors ie. scene reflectance).

The ColorVu series camera allows to obtain clear, colorful image even in very poor lighting conditions. PoE powering possibility, compatible with the 802.3at standard makes the device more universal and easier to install.

For a few models of IP cameras working at $\geq 1920 \times 1080$ resolution we recommend to use of network with 1Gb/s bandwidth.



Standard:	TCP/IP
Sensor:	<ul style="list-style-type: none"> • Camera PTZ : 1/2.8 " Progressive Scan CMOS, • Camera 2 : 1/2.5 " Progressive Scan CMOS
Matrix size:	<ul style="list-style-type: none"> • Camera PTZ : 2.1 Mpx • Camera 2 : 6 Mpx
Resolution:	<ul style="list-style-type: none"> • Camera PTZ : 1920 x 1080 - 1080p 1280 x 960 - 1.3 Mpx 1280 x 720 - 720p, • Camera 2 : 3632 x 1632 - 6 Mpx 3680 x 1656 - 6 Mpx
Lens:	<ul style="list-style-type: none"> • Camera PTZ : 4.8 ... 120 mm • Camera 2 : 2.8 mm
View angle:	<ul style="list-style-type: none"> • Camera PTZ : 55 ° ... 2.4 °, • Camera 2 : 180 ° - A panoramic image
Optical zoom:	x 25
Digital zoom:	x 16
Range of IR illumination:	100 m @ Camera PTZ
White light LED illuminator range:	30 m @ Camera 2



User Manual

Code: DS-2SE4C225MWG-E/26(F0)

IP SPEED DOME CAMERA OUTDOOR **DS-2SE4C225MWG-E/26(F0)** TandemVu ColorVu - 1080p
4.8 ... 120 mm Hikvision

Preset rotation speed:	<ul style="list-style-type: none">• 80 °/s (horizontal)• 80 °/s (vertical)
Rotation speed (manual control):	<ul style="list-style-type: none">• 0.1 °/s ... 80 °/s (horizontal)• 0.1 °/s ... 80 °/s (vertical)
Horizontal rotation range:	360 ° - continuous
Vertical rotation range:	-15 ° ... 90 °
RS-485 interface:	—
Number of presets:	300
Horizontal scan:	✓
Route settings:	8
Image compression method:	H.265+ / H.265 / H.264+ / H.264 / MJPEG
Alarm inputs / outputs:	1 / 1
Audio:	<ul style="list-style-type: none">• External microphone input• Audio output• Audio detection• Digital Noise Reduction
Main stream frame rate:	<ul style="list-style-type: none">• Camera PTZ : 25 fps @ 1080p• Camera 2 : 25 fps @ 6 Mpx
Network interface:	10/100 Base-T (RJ-45)
WEB Server:	Built-in
Max. number of on-line users:	20
ONVIF:	✓
Memory card slot:	Micro SD memory cards up to 256GB support (possible local recording)
Mobile phones support:	Port no.: 8000 or access by a cloud (P2P) <ul style="list-style-type: none">• Android: Free application Hik-Connect• iOS: Free application Hik-Connect
Default admin user / password:	admin / - The administrator password should be set at the first start
Default IP address:	192.168.1.64
Web browser access ports:	80
PC client access ports:	Port no.: 8000 or access by a cloud (P2P) - iVMS-4200 application
Mobile client access ports:	8000
Port ONVIF:	80
RTSP URL:	<ul style="list-style-type: none">• Camera PTZ - Main stream : rtsp://user:password@192.168.1.64:554/Streaming/Channels/101/• Camera 2 - Main stream : rtsp://user:password@192.168.1.64:554/Streaming/Channels/201/



User Manual

Code: DS-2SE4C225MWG-E/26(F0)

IP SPEED DOME CAMERA OUTDOOR **DS-2SE4C225MWG-E/26(F0)** TandemVu ColorVu - 1080p
4.8 ... 120 mm Hikvision

Main features:	<ul style="list-style-type: none">• WDR - 120 dB - Wide Dynamic Range• 3D-DNR - Digital Noise Reduction• EIS - Electronic Image Stabilization• F-DNR (Defog) - Reduction of image noise caused by precipitation• ROI - improve the quality of selected parts of image• BLC/HLC - Back Light / High Light Compensation• ICR - Movable InfraRed filter• Day/night mode• Auto White Balance• Sharpness - sharper image outlines• Configurable: brightness, contrast, saturation• Parking action - this function enables to locate the camera to specific position automatically if operator doesn't operate the controller for some time• ANR - Automatic Network Replenishment allows to save image to the card when the network connection with DVR is break (network failure) and next synchronize its• NAS - Network Attached Storage support• Privacy zones• Intelligent 3D Positioning System• Filtering of false alarms based on the recognition of persons and vehicles• Intelligent Image Analysis : crossing the line (tripwire), intrusion, detection of entry into the area / exit from the area, face detection - advanced face capture features - detection of up to 5 faces simultaneously• The camera is equipped with a built-in heater with a thermostat
Power supply:	<ul style="list-style-type: none">• PoE (802.3at),• 12 V DC / 3.33 A (power adapter included)
Power consumption:	≤ 24 W
Housing:	Speed Dome, Metal
Color:	White + Black
Operation temp:	-30 °C ... 65 °C
"Index of Protection":	IP66
Weight:	2.88 kg (without bracket)
Dimensions:	Ø 166 x 303 mm (without bracket)
Supported languages:	Polish, English
Manufacturer / Brand:	Hikvision
SAP Code:	327001142
Guarantee:	3 years

Bottom view:



Memory card slot and "Reset" button:



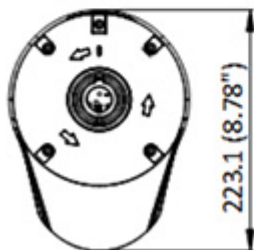
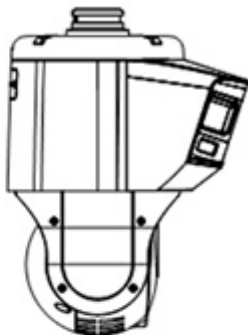
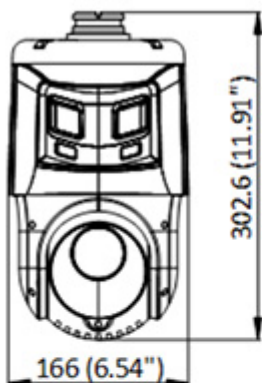
View after remove the cover:



Camera connectors:



Camera dimensions:



Unit: mm (inch)

Bracket dimensions:



In the kit:



User Manual

Code: DS-2SE4C225MWG-E/26(F0)

IP SPEED DOME CAMERA OUTDOOR **DS-2SE4C225MWG-E/26(F0)** TandemVu ColorVu - 1080p
4.8 ... 120 mm Hikvision



PACKAGE

Dimensions (L x W x H): 0x0x0 mm	Gross Weight: 0 kg
----------------------------------	--------------------