



User Manual

Code: ASC3202B
ACCESS CONTROLLER **ASC3202B** DAHUA

Warning!

Please read the user manual included in this work as it contains important information related with safety of installation and use of the device.

Only persons who read the user manual may use the device.

The user manual must be kept because it may be required in the future. The device is to be used exclusively for purposes specified in this user manual.

The device must be unpacked prior to starting-up. After removing the packaging make sure the device is in working order.

If the product has defects, it should not be used until it is repaired.

The product is intended for use at home and commercial use and may not be used for other than intended use.

The manufacturer is not liable for damages resulting from not adhering to the rules contained in the user manual, therefore, we recommend to follow the aforementioned safety rules for operation and maintenance of the device. In this way you will ensure yourself safety and avoid causing damage to the device.

The manufacturer and the supplier are not liable for losses or damages arising out of the product, including financial or intangible losses, loss of profits, income, data, pleasure from use of the product or other products related with it - indirect, incidental or consequential loss or damage. The above provisions apply whether the loss or damage concerns:

1. Deterioration of quality or the lack of operation of the products or products related with it due to damage as well as the lack of access to the product when it is undergoing repair, which results in stoppage the loss of user's time or a break in business activity;
2. Improper results of operation of the product or products related with it;
3. It applies to losses and damages according to any legal category, including negligence and other losses, termination of a contract, expressed or implied guarantee and strict liability (even if the manufacturer or the supplier was notified about the possibility of occurrence of such damages).

Safety measures:

Particular attention at designing was directed to quality standards of the device where ensuring safety of operation is the most important factor.

The device must be secured against contact with caustic, staining and viscous fluids.

The device was designed in such a way that it restarts operation when power supply is restored after a break.

Attention! We recommend using protections to further protect the device from possible overvoltages in installations. Surge protectors are effective protection against accidental pass to the device voltages higher than the rated. Damages caused by pass the voltages higher than specified in manual, are not under warranty.

Turn off the device before transporting it.

Prior to connecting the device to a power source check whether the supplied voltage is consistent with rated voltage specified in the user manual.

Proper product disposal:

A marking of a crossed out waste bin indicates that the product may not be disposed together with other household waste in the entire EU. To avoid possible damage to the natural environment of health due to uncontrolled waste disposal, therefore, it should be handed over for recycling, propagating in this way sustainable use of natural resources.

To return a worn-out product, use a collection and disposal system of this type of equipment or contact a seller from whom it was purchased. He will then be recycled in an environmentally-friendly way.

The ASC3202B controller is intended to use in access control systems based on electrical control of door opening.

The main control mode offers access control platform functions, can connect with and manage up to 19 sub controllers. The sub-control modes can be added to multiple platforms.




Number of served transitions:	2
Support:	Cooperation with the access control systems
Number of supported readers:	<ul style="list-style-type: none"> • 2 pcs RS-485, • 2 pcs Wiegand
Battery backup support:	—
Alarm inputs / outputs:	2 / 2
Communication:	<ul style="list-style-type: none"> • 3 x RS-485, • 2 x Wiegand 34/26, • 1 x Ethernet 10 / 100 Mbps (RJ-45)
Network protocols:	P2P, IPv4, DNS, DDNS, TCP, UDP, ONVIF CGI
Operation modes:	<ul style="list-style-type: none"> • Main control mode • Sub control mode


Main features:	<ul style="list-style-type: none"> • Support for 2 doors (2x door sensor, 2x exit button, 2x alarm line, 2x lock control) • 1000 indexed users • Support up to 3000 finger prints • Memory of 5000 RFID cards • Support storage of 300 000 records • 128 General Purpose Schedules • Identification modes : RFID card, remote access, PIN, Fingerprint - Any combination of the above • Tamper protections • Automatic sending of alarm messages to the SmartPSS system or after entering a code, card or fingerprint defined as door opening under duress • Counter of the door opening time with the possibility of sending an alarm signal after exceeding the set value • Beep signal - Buzzer • White list, Black list • Web Server built-in • Software update via network • Monitoring and configuration through network - SmartPSS Lite application • Power output 12 V DC / 1 A - supplying power to the lock • Support hardware I/O port configuration and export configuration diagrams • ONVIF compliance
Power supply:	<ul style="list-style-type: none"> • 12 V DC / 2.5 A • PoE (802.3at)
Power consumption:	<ul style="list-style-type: none"> • ≤ 2 W (standby) • max. 20.4 W @ 12 V (operation) • max. 14.4 W @ PoE (operation)
Housing:	Plastic (PC + ABS)
Color:	White
IK rating:	IK06
Operation temp:	-10 °C ... 55 °C
Permissible relative humidity:	5 % ... 95 % (non-condensing)
Weight:	0.72 kg
Dimensions:	186 x 186 x 58 mm
Manufacturer / Brand:	DAHUA
Guarantee:	3 years

Internal view of the housing:





Connectors:



Port LAN & PoE:



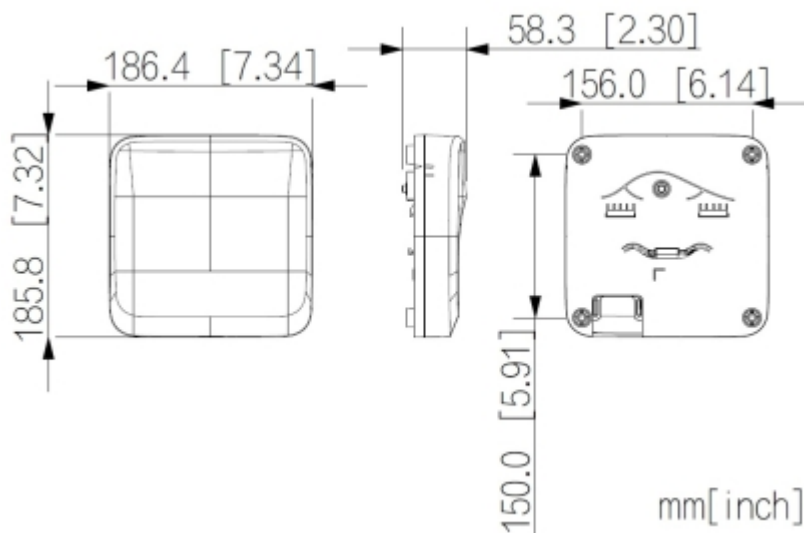
RESET button:




Mounting side view:



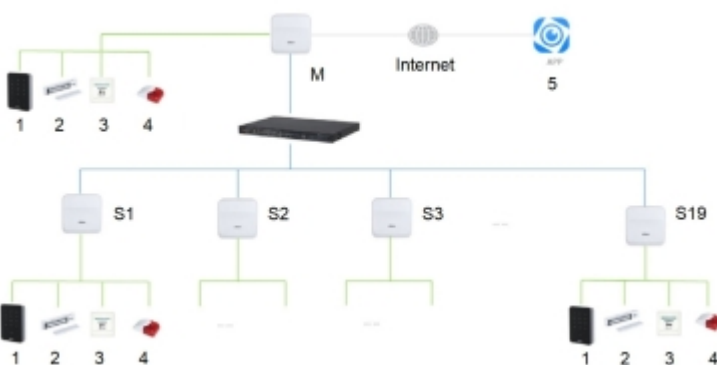
Dimensions:



In the kit:



Example of application:



M: Main control mode

S: Sub control mode

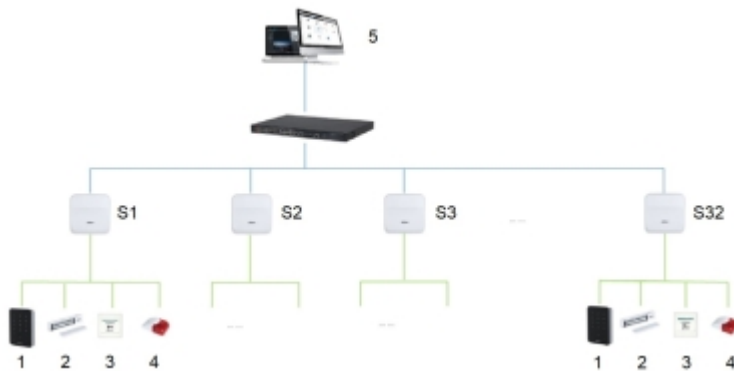
1: RFID reader

2: Electromagnetic lock

3: Exit button

4: Signaling device

5: Software



S: Sub control mode

1: RFID reader

2: Electromagnetic lock

3: Exit button

4: Signaling device

5: SmartPSS Lite Management Platform

PACKAGE

Dimensions (L x W x H): 0x0x0 mm	Gross Weight: 0 kg
----------------------------------	--------------------



User Manual

Code: ASC3202B
ACCESS CONTROLLER **ASC3202B** DAHUA
