



User Manual

Code: DT-1200AZ
ELECTROMAGNETIC LOCK DT-1200AZ

Warning!

Please read the user manual included in this work as it contains important information related with safety of installation and use of the device.

Only persons who read the user manual may use the device.

The user manual must be kept because it may be required in the future. The device is to be used exclusively for purposes specified in this user manual.

The device must be unpacked prior to starting-up. After removing the packaging make sure the device is in working order.

If the product has defects, it should not be used until it is repaired.

The product is intended for use at home and commercial use and may not be used for other than intended use.

The manufacturer is not liable for damages resulting from not adhering to the rules contained in the user manual, therefore, we recommend to follow the aforementioned safety rules for operation and maintenance of the device. In this way you will ensure yourself safety and avoid causing damage to the device.

The manufacturer and the supplier are not liable for losses or damages arising out of the product, including financial or intangible losses, loss of profits, income, data, pleasure from use of the product or other products related with it - indirect, incidental or consequential loss or damage. The above provisions apply whether the loss or damage concerns:

1. Deterioration of quality or the lack of operation of the products or products related with it due to damage as well as the lack of access to the product when it is undergoing repair, which results in stoppage the loss of user's time or a break in business activity;
2. Improper results of operation of the product or products related with it;
3. It applies to losses and damages according to any legal category, including negligence and other losses, termination of a contract, expressed or implied guarantee and strict liability (even if the manufacturer or the supplier was notified about the possibility of occurrence of such damages).

Safety measures:

Particular attention at designing was directed to quality standards of the device where ensuring safety of operation is the most important factor.

The device must be secured against contact with caustic, staining and viscous fluids.

The device was designed in such a way that it restarts operation when power supply is restored after a break.

Attention! We recommend using protections to further protect the device from possible overvoltages in installations. Surge protectors are effective protection against accidental pass to the device voltages higher than the rated. Damages caused by pass the voltages higher than specified in manual, are not under warranty.

Turn off the device before transporting it.

Prior to connecting the device to a power source check whether the supplied voltage is consistent with rated voltage specified in the user manual.

Proper product disposal:

A marking of a crossed out waste bin indicates that the product may not be disposed together with other household waste in the entire EU. To avoid possible damage to the natural environment of health due to uncontrolled waste disposal, therefore, it should be handed over for recycling, propagating in this way sustainable use of natural resources.

To return a worn-out product, use a collection and disposal system of this type of equipment or contact a seller from whom it was purchased. He will then be recycled in an environmentally-friendly way.

Electromagnetic lock, flush, single. With a simple design and modern manufacturing technology, is a reliable device to lock doors and gates. Force an entry closed by lock requires the use of force of > 1200 kg. It operates reversibly - it is open when power is off. The lock is composed of two elements: electromagnet and lock plate. Both the electromagnet and the lock plate should be inserted into the door structure - after installation they are invisible.

When energized, the electromagnet attracts the lock plate. A special protruding pin in the lock plate enters the hole of the main plate of the electromagnet. It is recommended that this electromagnetic lock works on shear and the very high holding force is derived from the force needed to shear the protruding pin.

Device is designed for indoor use only.



Load capacity:	1200 kg
Rated voltage:	12 V DC / 24 V DC
Current consumption:	<ul style="list-style-type: none"> • 1.8 A / 0.9 A - initial • 450 mA / 225 mA - continuous
Main features:	<ul style="list-style-type: none"> • Internal flush mount • Configurable closing delay : 0 / 3 / 6 / 9 s - Set with DIP switches • The NO/NC output indicating opening the door • Maximum distance between the electromagnet and the lock plate : 3 mm
Weight:	1.39 kg (total)
Dimensions:	<ul style="list-style-type: none"> • 268 x 35 x 31 mm (electromagnetic lock) • 268 x 35 x 31 mm (metal plate)
Guarantee:	2 years




Connectors description:



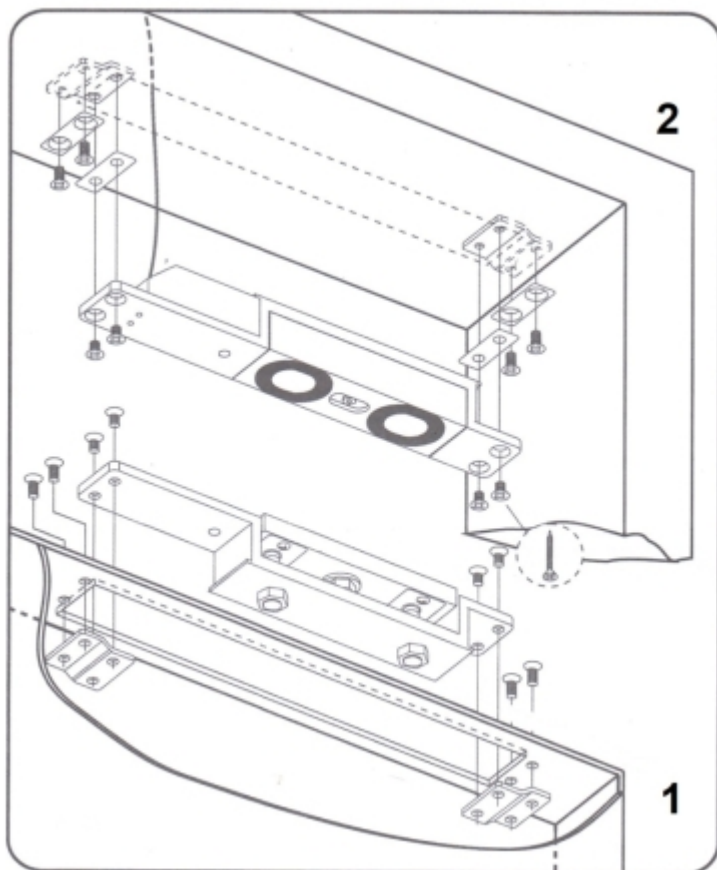
Connectors:



Dimensions:



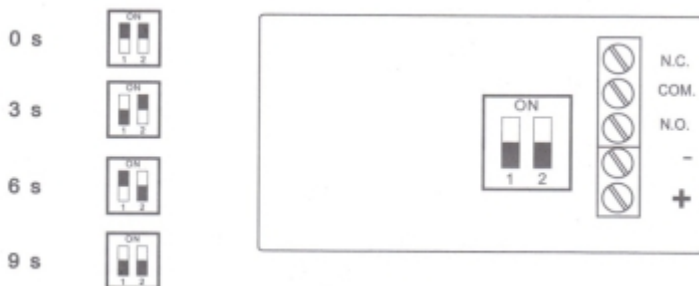
Typical operation diagram:




1. Door
2. Door-frame

Description the settings of configuration switches:

Adjustable re-lock delay:



In the kit:



PACKAGE

Dimensions (L x W x H): 0x0x0 mm	Gross Weight: 0 kg
----------------------------------	--------------------