



User Manual

Code: IPUPS-9-11-F

POE SWITCH WITH BUFFERED POWER SUPPLY **IPUPS-9-11-F** 9-PORT ATTE

Warning!

Please read the user manual included in this work as it contains important information related with safety of installation and use of the device.

Only persons who read the user manual may use the device.

The user manual must be kept because it may be required in the future. The device is to be used exclusively for purposes specified in this user manual.

The device must be unpacked prior to starting-up. After removing the packaging make sure the device is in working order.

If the product has defects, it should not be used until it is repaired.

The product is intended for use at home and commercial use and may not be used for other than intended use.

The manufacturer is not liable for damages resulting from not adhering to the rules contained in the user manual, therefore, we recommend to follow the aforementioned safety rules for operation and maintenance of the device. In this way you will ensure yourself safety and avoid causing damage to the device.

The manufacturer and the supplier are not liable for losses or damages arising out of the product, including financial or intangible losses, loss of profits, income, data, pleasure from use of the product or other products related with it - indirect, incidental or consequential loss or damage. The above provisions apply whether the loss or damage concerns:

1. Deterioration of quality or the lack of operation of the products or products related with it due to damage as well as the lack of access to the product when it is undergoing repair, which results in stoppage the loss of user's time or a break in business activity;
2. Improper results of operation of the product or products related with it;
3. It applies to losses and damages according to any legal category, including negligence and other losses, termination of a contract, expressed or implied guarantee and strict liability (even if the manufacturer or the supplier was notified about the possibility of occurrence of such damages).

Safety measures:

Particular attention at designing was directed to quality standards of the device where ensuring safety of operation is the most important factor.

The device must be secured against contact with caustic, staining and viscous fluids.

The device was designed in such a way that it restarts operation when power supply is restored after a break.

Attention! We recommend using protections to further protect the device from possible overvoltages in installations. Surge protectors are effective protection against accidental pass to the device voltages higher than the rated. Damages caused by pass the voltages higher than specified in manual, are not under warranty.

Turn off the device before transporting it.

Prior to connecting the device to a power source check whether the supplied voltage is consistent with rated voltage specified in the user manual.


Proper product disposal:

A marking of a crossed out waste bin indicates that the product may not be disposed together with other household waste in the entire EU. To avoid possible damage to the natural environment of health due to uncontrolled waste disposal, therefore, it should be handed over for recycling, propagating in this way sustainable use of natural resources.

To return a worn-out product, use a collection and disposal system of this type of equipment or contact a seller from whom it was purchased. He will then be recycled in an environmentally-friendly way.

9-port PoE switch in an internal enclosure with a buffered power supply. 9 ports support Power over Ethernet (PoE) function.

The IPUPS-9-11-F set consists of 2 XPOE-6-11-OF switch modules, AUPS-70-120-OF buffered power supply module and ASUC-100-480-OF voltage converter module enclosed in the ABOX-F internal enclosure with space for 18Ah battery. The buffered PSUs are adapted to work with maintenance-free batteries (gel or AGM) with nominal voltage 12V.




LAN ports:	<ul style="list-style-type: none"> • 1 x RJ45 10/100 Base-T - Uplink, • 9 x RJ45 10/100 Base-T + PoE (802.3af/at) / Passive PoE
Management:	—
LED diodes:	AC, DC, CHARGING (battery charging), PoE
Transmission speed:	<ul style="list-style-type: none"> • 10 / 100 Mbps : 1 x Port Uplink, • 10 / 100 Mbps : 9 x Port LAN & PoE
Maximal output power:	<ul style="list-style-type: none"> • 40 W @ Passive PoE - LAN1 ... LAN4 ports, • 60 W @ Passive PoE - Port LAN5, • 30 W @ PoE (802.3af/at) - LAN1 ... LAN5 ports
Maximal total power:	60 W
Operation modes:	<ul style="list-style-type: none"> • Standard : 100 m @ 10/100 Mb/s - LAN1 ... LAN6 ports • Long Range : 280 m @ 10 Mb/s - LAN1 ... LAN4 ports ; 100 m @ 10/100 Mb/s - LAN5, LAN6 ports

Main features:	<ul style="list-style-type: none"> • The ability to independently turn on and off the PoE power for each of the LAN 1 ... LAN 9 ports • The modular design streamlines service tasks and enables quick and easy system expansion • The raster system of module assembly facilitates the expansion of the device by further modules • Place for battery : 12 V / 18 Ah • Battery charging current : 1 A / 2 A - (set with the JP1 jumper) • Battery - Protection against reverse polarity connection, Protection against deep discharge of the battery • Technical outputs of the OC type signaling loss of voltage at the PSU output (OUF) and loss of voltage in the 230V mains (ACF) • PSU thermal protection : 130 °C • Overload protection • LAN & PoE ports - Short-circuit protection, Overvoltage • TAMPER switch indicating open the cover • "Index of Protection" : IP20
Power supply:	190 ... 260 V AC
Weight:	2.48 kg
Dimensions:	325 x 305 x 100 mm
Manufacturer / Brand:	ATTE
Guarantee:	3 years



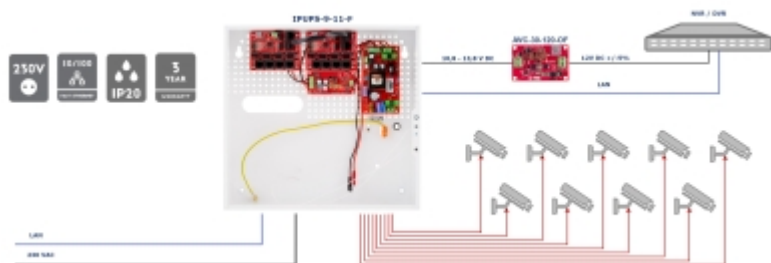
Internal view of the housing:




Mounting side view:



Example of application:



In the kit:



PACKAGE

Dimensions (L x W x H): 0x0x0 mm	Gross Weight: 0 kg
----------------------------------	--------------------