



# User Manual

Code: PK1-12-ZPC  
TIME RELAY MODULE **PK1-12-ZPC** DELTA

## Warning!

Please read the user manual included in this work as it contains important information related with safety of installation and use of the device.

Only persons who read the user manual may use the device.

The user manual must be kept because it may be required in the future. The device is to be used exclusively for purposes specified in this user manual.

The device must be unpacked prior to starting-up. After removing the packaging make sure the device is in working order.

If the product has defects, it should not be used until it is repaired.

The product is intended for use at home and commercial use and may not be used for other than intended use.

The manufacturer is not liable for damages resulting from not adhering to the rules contained in the user manual, therefore, we recommend to follow the aforementioned safety rules for operation and maintenance of the device. In this way you will ensure yourself safety and avoid causing damage to the device.

The manufacturer and the supplier are not liable for losses or damages arising out of the product, including financial or intangible losses, loss of profits, income, data, pleasure from use of the product or other products related with it - indirect, incidental or consequential loss or damage. The above provisions apply whether the loss or damage concerns:

1. Deterioration of quality or the lack of operation of the products or products related with it due to damage as well as the lack of access to the product when it is undergoing repair, which results in stoppage the loss of user's time or a break in business activity;
2. Improper results of operation of the product or products related with it;
3. It applies to losses and damages according to any legal category, including negligence and other losses, termination of a contract, expressed or implied guarantee and strict liability (even if the manufacturer or the supplier was notified about the possibility of occurrence of such damages).

### Safety measures:

Particular attention at designing was directed to quality standards of the device where ensuring safety of operation is the most important factor.

The device must be secured against contact with caustic, staining and viscous fluids.

The device was designed in such a way that it restarts operation when power supply is restored after a break.

**Attention! We recommend using protections to further protect the device from possible overvoltages in installations. Surge protectors are effective protection against accidental pass to the device voltages higher than the rated. Damages caused by pass the voltages higher than specified in manual, are not under warranty.**

Turn off the device before transporting it.


Prior to connecting the device to a power source check whether the supplied voltage is consistent with rated voltage specified in the user manual.

### Proper product disposal:

A marking of a crossed out waste bin indicates that the product may not be disposed together with other household waste in the entire EU. To avoid possible damage to the natural environment of health due to uncontrolled waste disposal, therefore, it should be handed over for recycling, propagating in this way sustainable use of natural resources.


To return a worn-out product, use a collection and disposal system of this type of equipment or contact a seller from whom it was purchased. He will then be recycled in an environmentally-friendly way.

The PK1-12-ZPC allows the extension of the short trigger pulse for the time set by potentiometer. The device can be used to extend short control pulses, controlling the operation of bolts, electromagnetic jumpers, bistable control, and also to make the shift in access control projects, depending on the status of the controller, door opening sensor (reed), exit button, etc.






Number of relay outputs:	1
Power supply:	10 ... 16 V DC
Current consumption:	35 mA (max)
Relay maximal load:	10 A (max) @ 30 V DC / 50 V AC (max)
Output:	1 x NO/NC
Main features:	<ul style="list-style-type: none"> <li>• Time settings range               <ol style="list-style-type: none"> <li>1. Range : 2 s ... 60 s ,</li> <li>2. Range : 10 s ... 10 minutes</li> </ol> </li> <li>• LED indication</li> </ul>
Operation temp:	-10 °C ... 40 °C
Weight:	0.025 kg
Dimensions:	47 x 40 x 23 mm
Manufacturer / Brand:	DELTA
Guarantee:	<b>3 years</b>

Top view:



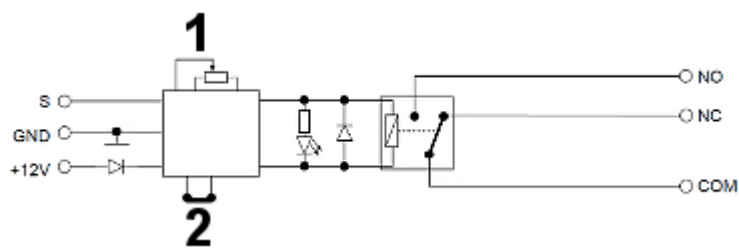
Connectors:





Schematic diagram:






1. Smooth time control

2. Range

The device can be conveniently mounted on the (\*DIN TS-35\*) rail:




For this purpose mount the WM-35 (available separately):



Then install the LPCB-1 (included):



The whole must be made as shown below:



1) M3 x 10 screw

2) M4 x 12 screw

In the kit:



## PACKAGE

Dimensions (L x W x H): 0x0x0 mm	Gross Weight: 0 kg
----------------------------------	--------------------