




	POLE MOUNT CH-B	EXPANSION PLUG KW-8/4X60 KLIMAS	SOFT START MODULE SF-1
			
	13.91 EUR 13.91 EUR	0.09 EUR 0.09 EUR	7.41 EUR 7.41 EUR
Number of control inputs	1
Number of power inputs	1
Number of power outputs	1
Voltage	230 V AC
Material	Steel - powder painted	<ul style="list-style-type: none"> • Expansion plug, Polypropylene • Screw, Steel galvanized 	...
Pole diameters range	Ø 30 ... Ø 120 mm
Maximal output power	1150 W
Drilling diameter	...	8 mm	...
Cable hiding	✓
Protection type	5 A 5/20mm delayed fuse
Expansion plug length	...	40 mm	...
Color	Black
Connectors type	3 x screw terminals max. 1.5 mm ²
Screw dimensions	...	Ø 4 x 60 mm, PZ-2	...
Montage hole diameter	3 mm
Mounting holes distance	52 x 47 mm
Application	...	<ul style="list-style-type: none"> • Concrete • Solid clay brick • Solid sand-lime brick 	...
Manufacturer / Brand	...	KLIMAS	...
Dimensions	60 x 55 x 28 mm
Weight	1.44 kg	...	0.04 kg
Guarantee	3 years	2 years	2 years