

Code: OFT-8111/RX

OPTICAL FIBER RECEIVER **OFT-8111/RX** 8x VIDEO +8x AUDIO +RS-485 +8x ALARM

Net: 15.26 EUR Gross: 15.26 EUR

The OFT-8111/RX device is 8-channels receiver for OFT-111/TX transmitters. It includes eight OFT-111/RX transmitters inside one RACK type case. The OFT-8111/RX fiber receiver allows to receive up to 8 analog video signals, 8 audio signals, 1 telemetry data channel (RS-485) and has built-in 8-channel alarm module. Optical signal is transmitted and received in the II i III transmission window of 1310/1550 nm.

The RS-485 data transmission is bidirectional at half duplex mode. The transmission direction is set automatically and depends on that, where the RS-485 signal will be connected to (receiver or transmitter). The connection between modules is made using from 1 to 8 single fibers.

Each fiber is used to transmission of the 1 video, audio channel, RS-485 channel and a signal from alarm module. Above the fiber, video, alarm and power connectors there are LED indicators. The constant light means the signals presence. RS-485 signal is indicating by LED blinking.

Each terminal of the receiver „ALARM OUTPUTS” connector is connected to the control transistor drain and the source to the ground. The short-circuit of the transmitter alarm input pins causes the short-circuit the alarm output to the ground. On the (+) terminal there is a 11,4V voltage.

So, this output can be used to control the relay on. The current consumption of each output can be maximal 0.5A, but the summary value of the current consumption has to be less than 2A. You have to select also the right power supply adapter, because the device current consumption is about 1A.

The ground of the device is connected to the (-) terminal. Device supports any CCTV cameras . The device is designed to continuous work in closed spaces.



SPECIFICATION

Device type:	Receiver
Optical connector type:	SC
Number of fibers:	1 pcs
Recommended fiber:	Single-mode 9/125 μm (G652)
Transmission range:	20 km
Number of video channels:	8 pcs PAL/SECAM/NTSC
Video connectors type:	BNC
Video resolution:	8 bit
Video bandwidth:	6.5 MHz (-3dB)
Video input voltage / impedance:	1 Vpp / 75 Ω
Audio input:	8 pcs
Audio connectors type:	RCA (CINCH)
Audio input voltage:	1.5 Vpp
Audio input/output impedance:	239 k Ω / 32 Ω
Audio bandwidth:	30 Hz ... 14 kHz (-3dB)
Audio resolution:	10 bit
RS-485 signal:	Bi-directional RS-485 (half duplex)
RS-485 transmission direction:	OFT-8111/RX > OFT-111/TX
RS-485 maximal bitrate:	1000 kbps
RS-485 channel jitter:	80 ns

DELTA-OPTI Monika Matysiak; <https://www.delta.poznan.pl>
POL; 60-713 Poznań; Graniczna 10
e-mail: delta-opti@delta.poznan.pl; tel: +(48) 61 864 69 60


Optical transmitter / receiver:	Fabry-Perot LASER / PIN photodiode
Optical wavelength:	1310 ± 50 nm / 1550 ± 70 nm
Encoding:	8 bit / 10 bit
Bitrate:	8x155 Mbps
Main features:	<ul style="list-style-type: none"> • Wavelength-Division Multiplexing technology WDM (Tx 1550nm / Rx 1310nm) • Alarm signaling • Audio output
Power supply:	12 V DC / 350 mA (2.1/5.5mm socket)
Power consumption:	< 11 W < 0.9 A
Housing:	1 U RACK 19"
Operation temp:	0 °C ... 50 °C
LED diodes:	LEDs indicating device operation state
Permissible relative humidity:	0 % ... 95 %
Weight:	1.32 kg
Dimensions:	480 x 130 x 44 mm
Guarantee:	2 years

PRESENTATION

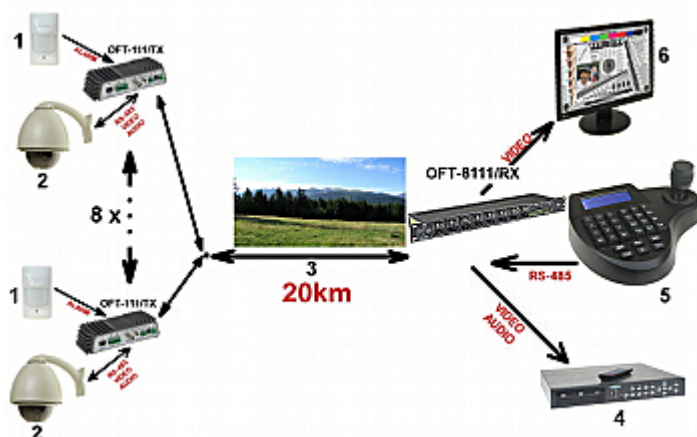
Front panel view:



Top view:

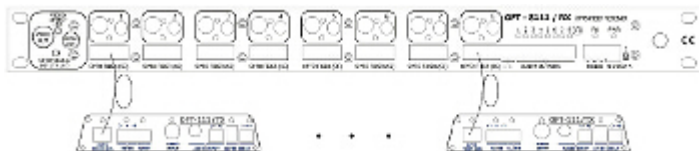


Transmission schematic diagram:

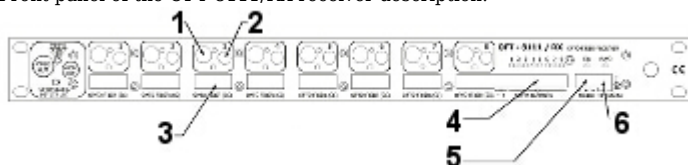


- 1) detector
- 2) Speed Dome camera
- 3) fiber optic cable up to 8 single-mode fibers
- 4) DVR
- 5) KEYBOARD
- 6) Monitor

Schematic diagram of the OFT-8111/RX receiver connections to the OFT-111/TX transmitters:



Front panel of the OFT-8111/RX receiver description:



- 1) Video output
- 2) Audio output
- 3) SC type fiber optic connector
- 4) Alarm output
- 5) bi-directional RS-485
- 6) Power supply

PACKAGE

Dimensions (L x W x H): 0x0x0 mm	Gross Weight: 0 kg
----------------------------------	--------------------

